

WILCO

MANUFACTURING, LLC
Amphibious Hydraulic Undercarriages

WILCO 3200E Amphibious Excavator Undercarriage Model: WMB50502818CR

WILCO SPECIAL Cat® 320E Excavator Upper with Empty Counterweight Housing



WMB50502818CR Amphibious Hydraulic Undercarriage Specifications

PONTOON CONSTRUCTION

High-Strength, Low Alloy, Weathering A606-4 steel plate is used in fabrication of the Wilco pontoons. This steel has 5 to 8 times the atmospheric corrosion resistance and 20% more tensile strength than similar size A36 structural plate steel. Each pontoon has 5 bulkheads, providing 6 independent watertight compartments. The bottoms of the pontoons are reinforced for rough terrain operations.

TRACK CHAINS

Three strands of specially designed, heavy duty, 4 inch pitch marsh buggy track chain are installed on each pontoon. The hardened track chain rollers run in pontoon channels lined with an abrasive resistant hardox wear bar. Drive and idler shaft sprockets are flame hardened to match the hardness of the track chain rollers.

DRIVE CHAINS

Engineering class 3.067 inch pitch high strength, heavy-duty offset drive chain is used to transfer power from the two stage planetary final drive gear boxes to the drive shaft sprocket on each track.

TRACK SHOES

Specially designed marine grade, extruded 6061-T6 aluminum alloy cleats with 2 UHMW wear pads are capable of supporting the pontoon and its payload.

HYDROSTATIC DRIVE

Power for the pontoon tracks is provided by the CAT® 320E excavator's diesel engine and main hydraulic pumps through the CAT® 320E hydraulic swivel. CAT® 320E travel motors are mated to the sealed planetary final drives to provide independent power to each pontoon track. Standard excavator travel controls are used.

CARBODY

Wilco's specially designed carbody is built to accept the CAT® 320E excavator upper, which makes assembly and disassembly faster and easier.

Individual Pontoon Shipping Weights & Dimensions

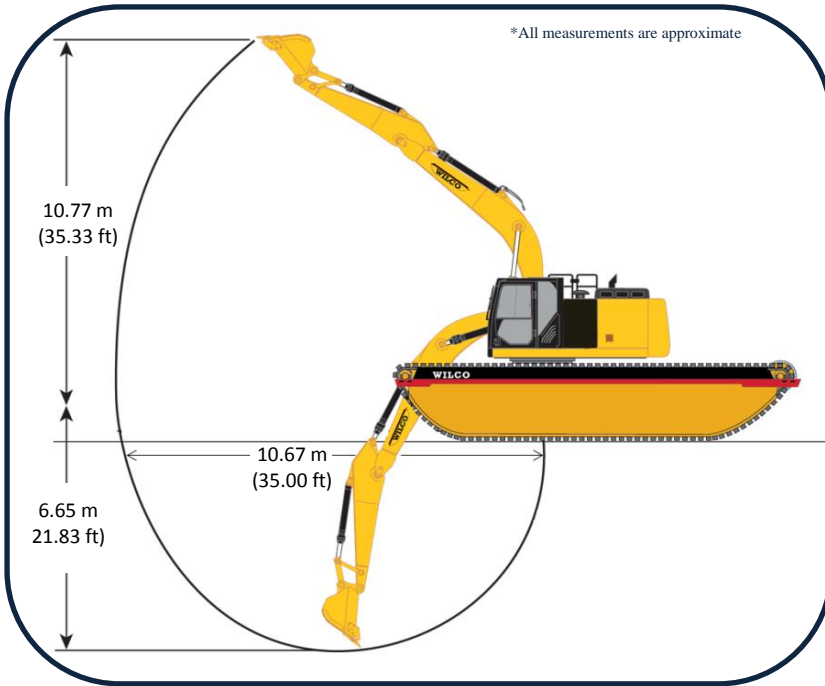
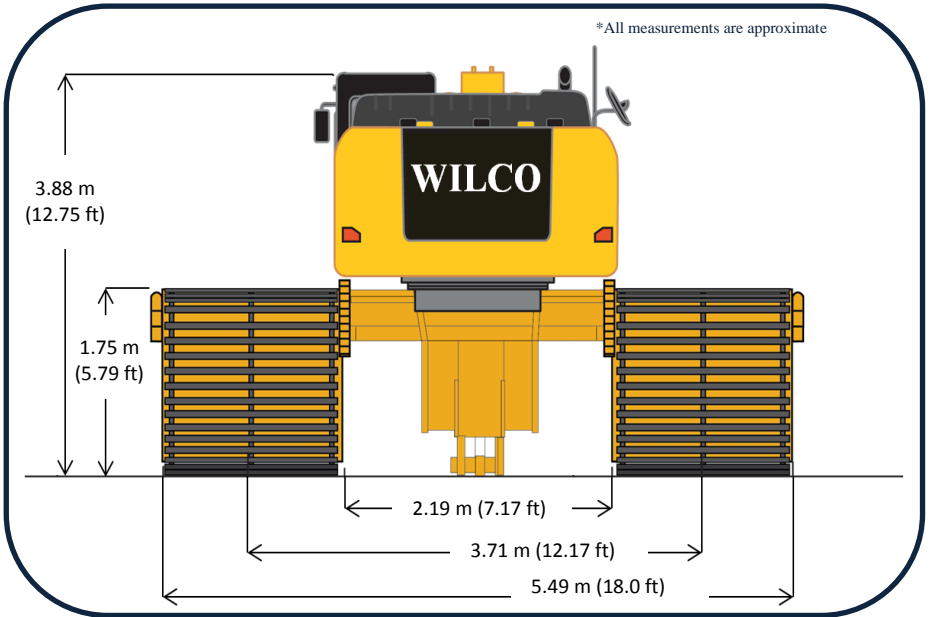
Height..... 1.75 m (5.79 ft)	Length..... 9.53 m (31.25 ft)
Width..... 2.15 m (7.08 ft)	Weight..... 7500 kg (16,500 lb)

*All weights and measurements are approximate

WILCO 3200E

Amphibious Excavator Specifications

- HD Reach Boom (18' 8")
- 12' 10" HD Stick
- 42" Wide, 1.52 yd³ Bucket
- CAT® 320E Upper: 114 kW (153 hp)
- CAT® C6.6 ACERT Diesel Engine
- CAT® Hydraulics/XT-6 Hose
- Hydraulic Propel System
- CAT® Power Train Components on Wilco Undercarriage (Swivel, Motors *Brakes)
- CAT® Dealer Parts & Service
- Wilco's 100+ Years Combined Experience with Amphibious Equipment



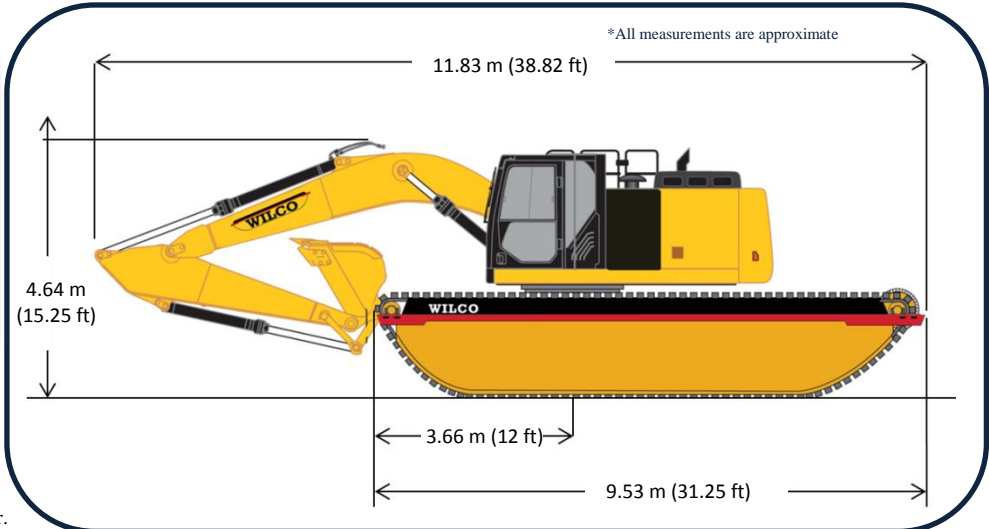
Vehicle Transport Weight:	31,746 kg (70,000 lb)
Ground Contact Pressure:	0.104 kg / sq cm (1.50 psi)
Travel Speed:	3.0 kph (1.7 mph)
Gradeability:	60%

*All weights and calculations are approximate

- ### Additional Features:
- Equipped with additional Fuel/Water Separator for increased Fuel Purification.
 - Empty Counterweight Housing Converted into Auxiliary Fuel Tank (Tank Capacity 275 Gallons).

WILCO

Wilco Manufacturing L.L.C.
 P.O. Box 80829
 Lafayette, LA 70598
 Tel: 337.235.1715
 Fax: 337.233.3511
www.wilcomanufacturing.com



©2015 Wilco Manufacturing, LLC
 Caterpillar Inc. headquartered in Peoria, IL USA
 Offers no warranty either explicit or implies
 on Wilco pontoon undercarriages.
 Caterpillar, Cat and 320E are registered trademarks of Caterpillar.